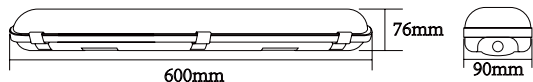


Plusrite® LED BATTEN RANGE

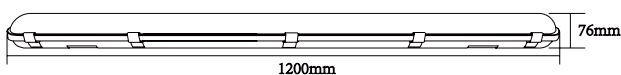


Flicking free driver inside

3K, 4K, 5K colour changeable by switch



AU01-TRIP20W/2F/3C



AU01-TRIP40W/4F/3C
AU01-TRIP40W/4F/3C/S

AU01-TRIP40W/4F/3C/E
AU01-TRIP40W/4F/3C/S/E

Key Features

- Long life, Unique design 50,000 hours life.
- Easy replacement and installation.
- Frosted cover to decrease the glare and providing a more traditional look.
- SMD2835 LED chips with high efficiency.
- Emergency Power batten comes with Lithium battery.
- IK08 Rated, Protected against 5 joules of impact (The equivalent to the impact of a 1.7kg mass dropped from 300mm above the impacted surface)
- Working temperature: -20°C to 45°C

Applications

- Car parking area, office, shops, warehouse, supermarket, etc.

MODEL NUMBER	WATTAGE	LED CHIPS	LUMENS	CCT	BEAM ANGLE	DIMMABLE	IP RATING	IK RATING	MOTION SENSOR	EMERGENCY POWER	Quantity / Carton
AU01-TRIP20W/2F/3C	20W	SMD2835	2500LM	3K,4K,5K	120°	NO	IP65	IK08	NO	NO	9
AU01-TRIP40W/4F/3C	40W	SMD2835	5000LM	3K,4K,5K	120°	NO	IP65	IK08	NO	NO	9
* AU01-TRIP40W/4F/3C/S	40W	SMD2835	5000LM	3K,4K,5K	120°	NO	IP65	IK08	YES	NO	9
* AU01-TRIP40W/4F/3C/E	40W	SMD2835	5000LM	3K,4K,5K	120°	NO	IP65	IK08	NO	YES	9
* AU01-TRIP40W/4F/3C/S/E	40W	SMD2835	5000LM	3K,4K,5K	120°	NO	IP65	IK08	YES	YES	9

*S: Motion Sensor

*E: 3W Emergency Power with Lithium battery minimum 2 hours or more.

PACKING DETAILS:

Product: AU01-TRIP20W/2F/3C

Net Weight: 1.00 kg

Outer ctn size: 680*320*290mm

Q'ty per ctn: 9 pcs

G.W per ctn: 10.00 kg

Product: AU01-TRIP40W/4F/3C/S

Net Weight: 1.60 kg

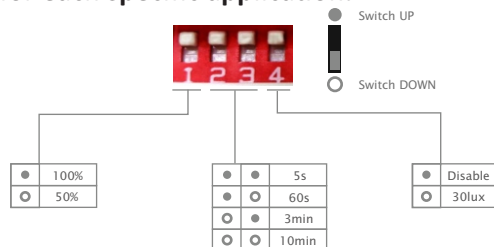
Outer ctn size: 1280*320*290mm

Q'ty per ctn: 9 pcs

G.W per ctn: 18.00 kg

Motion Sensor Instruction

By selecting the combination on the DIPwitch, sensor data can be precisely set, for each specific application.



Detection area

In this area, movement will be detected and able to trigger the sensor. 100% detection area is also known as the strong sensitivity.

Hold-time

The period of light keeping 100% brightness after moving objects leave the detection area. Then it turn off.

Daylight threshold

Definition of the ambient brightness; only when the ambient brightness is lower than the preset specific lux amount, the sensor will work; when it's preset as "disable", the sensor works everytime it detects motion regardless the ambient brightness.

Installation instruction

