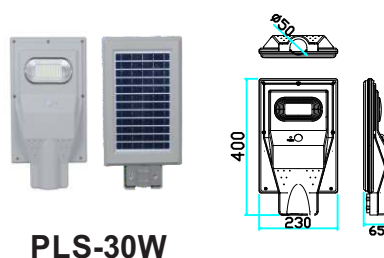


Plusrite®


LED SOLAR STREET LIGHT RANGE

PRODUCT DETAILS

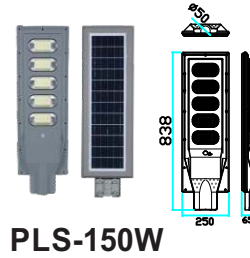
Unit: MM



PLS-30W



PLS-90W



PLS-150W



PLS-240W



Key Features

- LED Solar Street light
- No AC power cables, no electrical charges
- Polycrystalline Solar panel
- Lithium battery
- Motion sensor, dim down to 30% lumen output when there is no movement detected.
- Build-in dusk to dawn sensor

PACKING DETAILS:

Product: PLS-30W PLS-150W
PLS-90W PLS-240W

Net Weight: 1.50 / 2.60 / 4.20 / 5.30kg


Outer ctn size: 30W: 490*375*255mm 150W: 860*305*275mm
90W: 665*375*275mm 240W: 1270*325*275mm

Q'ty per ctn: 10 / 5 / 4 / 3 pcs

G.W per ctn: 16.50 / 15.00 / 19.00 / 19.00 kg

	PLS-30W	PLS-90W	PLS-150W	PLS-240W
Installation heights recommended :	3-4M	4-5M	5-7M	7-9M
Distance between poles recommended :	6M	8M	10M	12-15M

MODEL NUMBER	Wattage	Materials	LED CHIPS	LED Q'ty (pcs)	LUMENS	CCT	Solar Panel	Battery	Charging Time	Discharging Time	CRI	Warranty
PLS-30W	30W	ABS	SMD5730	60	3000lm	4K 5K 6K	6V 7W	12000mAh	6-8 Hours	10-12 Hours	> 80	3 years
PLS-90W	90W	ABS	SMD5730	180	9000lm	4K 5K 6K	6V 11.5W	24000mAh	6-8 Hours	10-12 Hours	> 80	3 years
PLS-150W	150W	ABS	SMD5730	300	15000lm	4K 5K 6K	6V 22W	36000mAh	6-8 Hours	12-14 Hours	> 80	3 years
PLS-240W	240W	Aluminum	SMD5730	432	24000lm	4K 5K 6K	10V 39W	42000mAh	6-8 Hours	12-14 Hours	> 80	3 years
PLS-RC	Remote controller for LED solar street light, batten light and Flood light.											

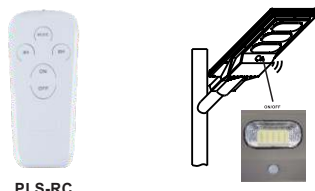


The length of the bracket is about 500mm
 Ø45mm one is for 30W,90W,150W
 Ø60mm one is for 240W

This bracket will come with the solar street light.

This bracket can be installed on the wall or any pole with the diameter 45mm to 100mm.

End A connect to the light.
 End B connect to the wall or the pole and End C connect to the back of the pole.



REMOTE CONTROLLER INSTRUCTION

Changing Modes: Press the ON button, the light will be on Mode 1, then press the MODE button, the light will be changing to Mode 2. Press the MODE button again, the light will be changing to Mode 1.

Mode 1: Motion sensor mode, starts with 100% lumen output then standby 30% lumen output if no motion after dusk.

Mode 2: Constant 100% brightness after dusk.

4H & 6H button: Hours lasting for the light is on after dusk, then turns off.

ON button: The light is on with mode 1. **OFF button:** The light turns off.

The light will come with this remote controller.

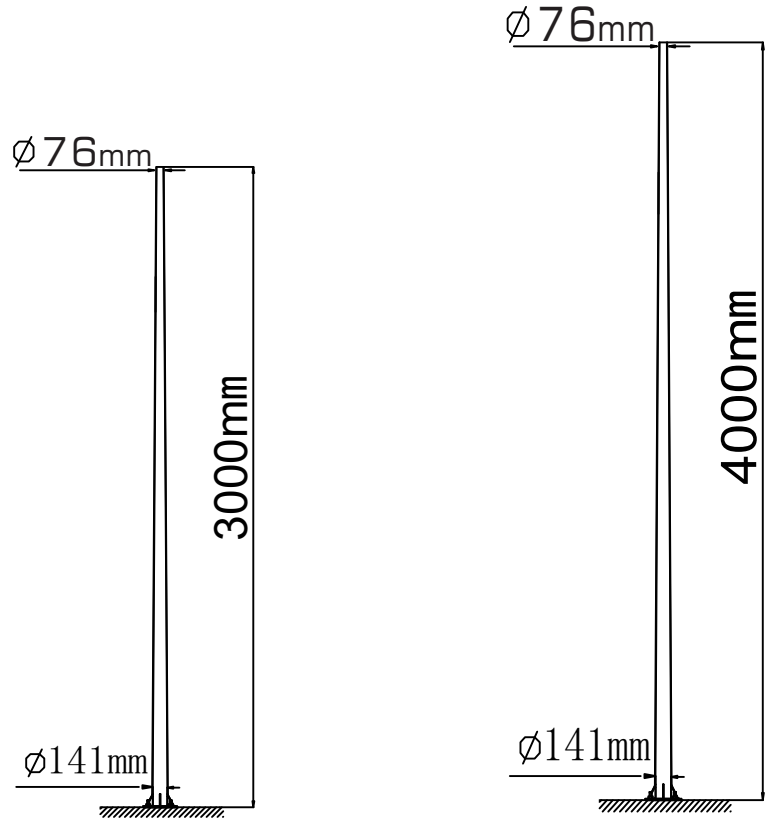
Plusrite®

LED SOLAR STREET LIGHT RANGE

PRODUCT DETAILS

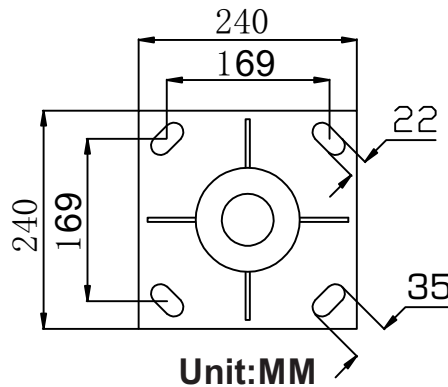
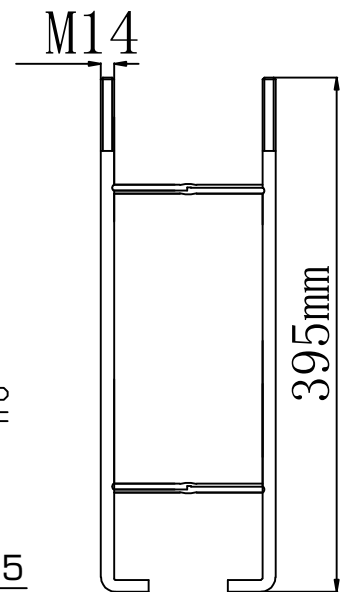
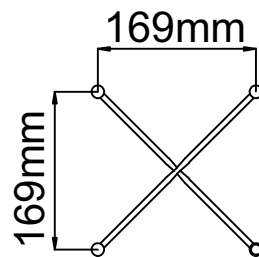


Hot Dipped Galvanised Pole with Cage for Solar Street lights and Solar Post Top lights



PLS-3M-G

PLS-4M-G



Unit:MM

Pole Sealed Top

Cage

Cage Size: 169mm x 169mm x 395mm