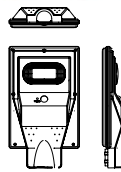
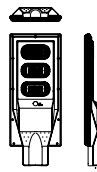


# Plusrite®

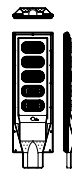
## LED SOLAR STREET LIGHT RANGE



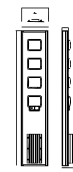
**PLS-30W**



**PLS-90W**



**PLS-150W**



**PLS-240W**

<b>Net weight</b>	1.5 kg	2.6 kg	4.2 kg	5.3 kg
<b>Qty per carton</b>	6 pcs	4 pcs	3 pcs	3 pcs
<b>Outer carton size</b>	465 x 365 x 525 mm	665 x 375 x 275 mm	86 x 305 x 275 mm	1270 x 325 x 275 mm
<b>Outer carton weight</b>	18.78 kg	18.36 kg	17.64 kg	19 kg
<b>Inner box size</b>	440 x 340 x 82 mm	675 x 375 x 360 mm	850 x 350 x 82 mm	
<b>Inner box weight</b>	2.95 kg	4.32 kg	5.52 kg	

### Key Features

- LED Solar Street light
- Polycrystalline Solar panel
- Lithium battery
- No AC power cables, no electricity required
- Motion sensor, dims down to 30% lumen output when there is no movement detected
- Built in dusk to dawn sensor

### Recommended Allowances:

### Installation Heights

### Distance Between Poles


30W:	3-4m	6m
90W:	4-5m	8m
150W:	5-7m	10m
240W:	7-9m	12-15m

### Product Information

Model Number	Wattage	Materials	LED pcs	Lumens	CCT	Solar Panel	Battery	Charge Time	Run Time	CRI
PLS-30W	30W	ABS	60	3000lm	5K	6V 7W	12000mAh	6-8 Hours	10-12 hrs	> 80
PLS-90W	90W	ABS	180	9000lm	5K	6V 11.5W	24000mAh	6-8 Hours	10-12 hrs	> 80
PLS-150W	150W	ABS	300	15000lm	5K	6V 22W	36000mAh	6-8 Hours	12-14 hrs	> 80
PLS-240W	240W	Aluminium	432	24000lm	6K	10V 39W	42000mAh	6-8 Hours	12-14 hrs	> 80
PLS-RC	Remote controller for LED solar street light, batten light and flood light.									

# Plusrite®

## LED SOLAR STREET LIGHT RANGE



### Bracket Description for Solar Street Light Installation

The bracket length is approximately 500mm.

Available in two mounting sizes:

- 45mm bracket is compatible with 30W, 90W, and 150W lights.
- 60mm bracket is used for the 240W light.

The bracket is included with the solar street light.

### Installation Options

Can be mounted on a wall or on any pole with a diameter between 45mm and 100mm.

Connection Points:

- End A connects to the solar street light.
- End B mounts to the wall or front of the pole.
- End C secures to the back of the pole for additional stability.



### Remote Controller Instruction

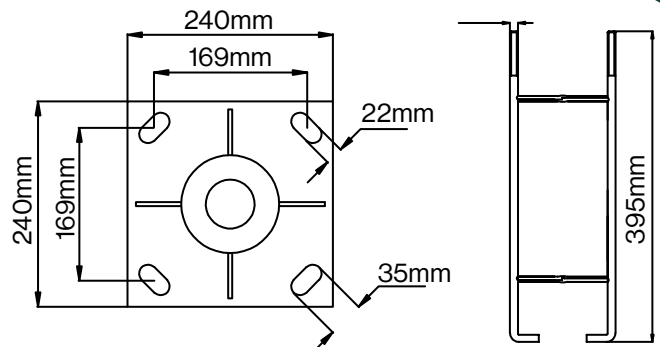
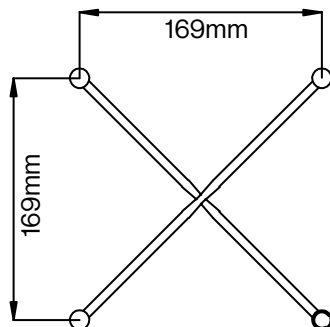
**Changing Modes:** Press the “on” button, the light will be on Mode 1, then press the “mode” button, the light will change to Mode 2. Press the “mode” button again, the light will change to Mode 1.

- **Mode 1:** Motion sensor mode. Starts with 100% lumen output, then standby 30% lumen output if no motion after dusk.
- **Mode 2:** Constant 100% brightness after dusk.
- **“4H” & “6H” button:** Number of hours the light will last after dusk before turning off.
- **“on” button:** The light turns on with Mode 1.
- **“off” button:** The light turns off.

*Remote control included.*

### Cage Size

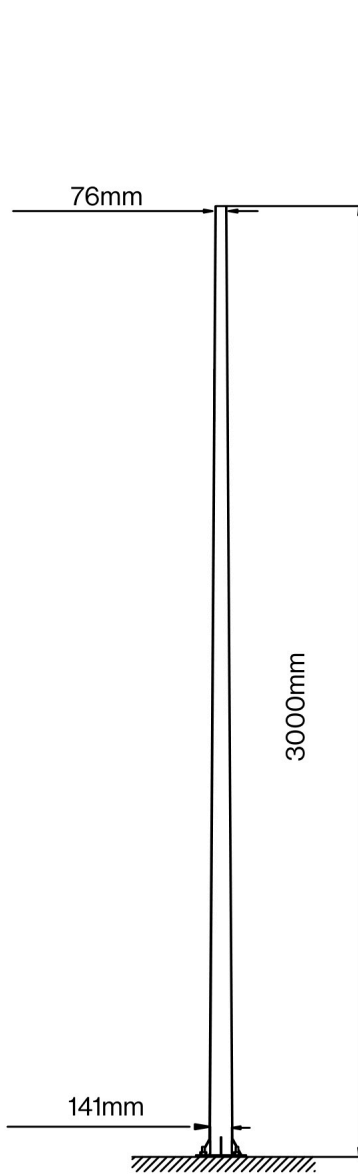
169 mm x 169 mm x 395mm



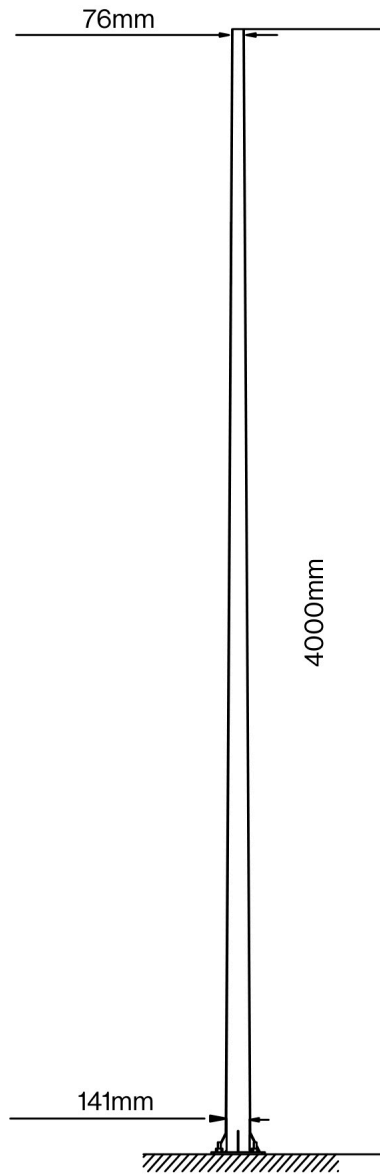
# Plusrite®

## LED SOLAR STREET LIGHT RANGE


### Hot Dipped Galvanised Pole for Solar Street Lights and Solar Post Top Lights



PLS-3M-G



PLS-4M



PLS-4M-G  
(Grey)

PLS-4M-B  
(Black)

